Art nr. 691608

Board





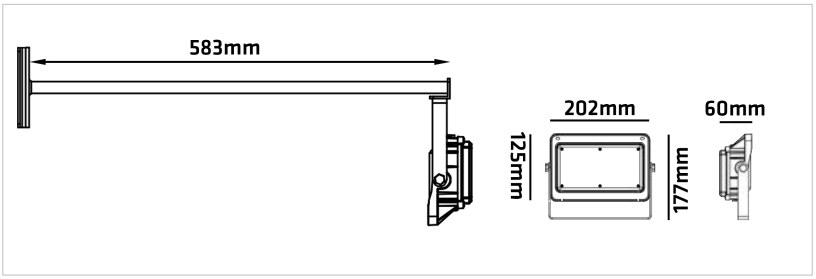



IMPORTANT INFORMATION:

1. Please read this instruction carefully before installation and keep it for future reference.
2. Please conform to the instruction of equipment and installed by professional.
3. Make sure correct voltage applied before use and keep away from heat and vibration source.
4. The light source of this luminaire is not replaceable. When the light source reaches its end of life the whole luminaire shall be replaced.
5. The product is not suitable for any oil pollution ambient or related applications.
6. This product contains a light source of energy efficiency class **D**.
7. It shall not be disposed of as unsorted municipal waste.
8. For indoor and outdoor use.

MAIN PARAMETER:

Product	**691608**
Rated Voltage	AC 220-240V 50/60Hz
LED watt	13W
System eff	15W
LED	Lumileds 3030 SMD
Color Temperature	4000K
Protection	Class I
Beam Angle	120°
IP Rated	IP65
Operation Temperature	-25°C <ta<+50°C
Product Size	202x177x60mm. Length: 583mm

INSTALLATION INSTRUCTIONS:

1. Always switch off the power supply before installation.
2. Make sure all parts are ready when open the box and prepare the installation tools the lighting needs.
3. Should be installed by qualified electricians.
4. If there is any damage on the housing or glass cover, should view it as disqualified product that cannot be used.
5. If the external flexible cable or cord of this luminaire is damaged, it shall be exclusively replaced by the manufacturer or his service agent or a similar qualified person in order to avoid a hazard.



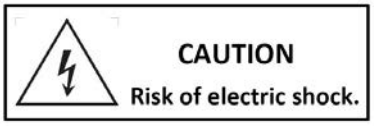

INSTALLATION DRAWING:

Art nr. 691608

1. Select the required position for the luminaire. Ensure the fixings are suitable to withstand the weight of this product.
   - Fasten the base on the wall using screws.
   - Adjust the head of luminaire to the best angle.

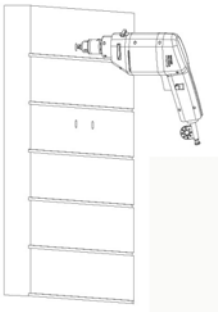

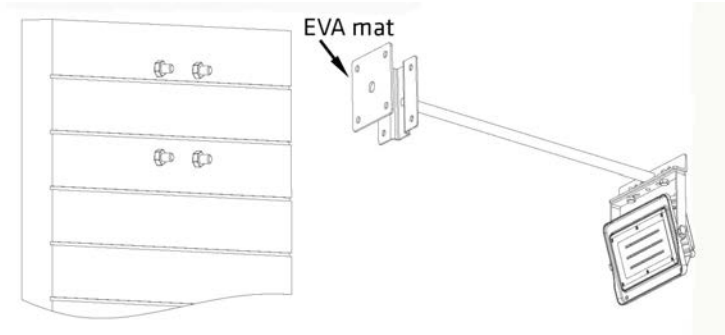

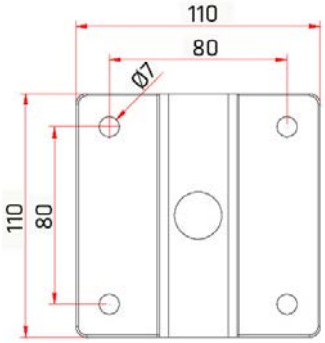

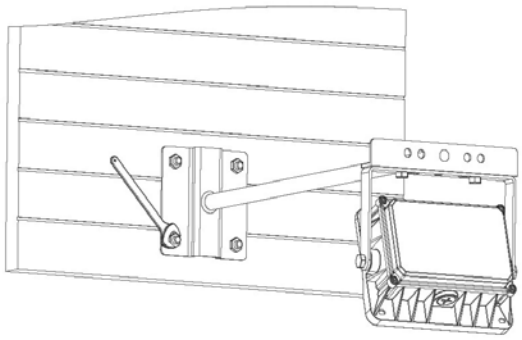

2. Provide a power supply to the luminaire using a suitable cable. Connect the mains supply to the luminaire.
   Use waterproof cable H05RN-F 3*1.0mm² which is proved by VDE.

   - **Mains supply LIVE (Brown) – L**
   - **Mains supply NEUTRAL (Blue) – N**
   - **Mains supply EARTH (Yellow/Green) - E**

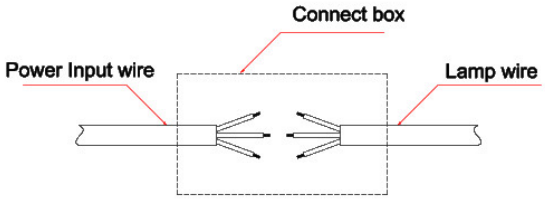

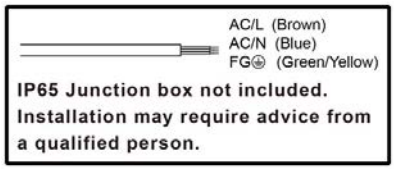

3. Switch on the power supply.

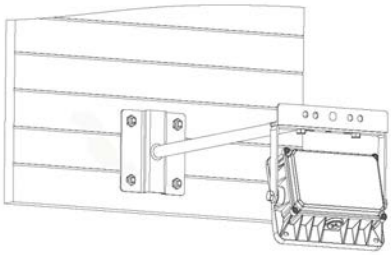

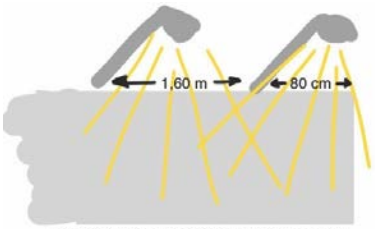

En Board LED dekker 80cm til begge sider
(1,60m i diameter) påmontert arm.