



Technical data 1/2"

Dimensions: H70 x W45 x L59 mm	Operating voltage: 12 VDC
Pressure/Flow: 0.15 – 10 bar / 42 l/min.	Coil: Bistable
Connection: IN: 1/2" female thread OUT: 1/2" female thread	



Technical data 3/4"

Dimensions: H76 x W55 x L79 mm	Operating voltage: 12 VDC Bistable coil
Pressure/Flow: 0.15 – 10 bar / 92 l/min.	Coil: Bistable
Connection: IN: 3/4" female thread OUT: 3/4" female thread	

**CTM
LYNG**

Testing the installation

Testing can be done in several ways, depending on what accessories are connected.

- With **Moisture Sensor**, see instructions for moisture sensor for how to simulate moisture.
- With **Master On/Off**, check that the water is turned on/off when the button is pressed.
- With **Timer**, check that the water turns off when the time expires.
- With **Motion Sensor**, check that the water turns off when the time since last movement expires.

CTM Lyng AS is Norway's leading manufacturer and supplier of security products for the home, assistive technology, energy efficiency, and light and heating control for all building types under the mKomfy®, mTouch®, Microsafe® and Centrol® brands. We distribute our products through wholesalers. We offer everything from product development to production and distribution. Our production facility in Vanvikan is equipped with some of the most advanced machinery in Europe.

Verkstedvegen 19, 7125 Vanvikan, Norway

Tel: +47 72 83 16 11
Email: marked@ctmlyng.no

For more information, visit us at
www.ctmlyng.com

Thank you for choosing a product from CTM Lyng AS

0320 Art. No.: 13014_EN

**CTM
LYNG**

Installation instructions

Solenoid Valve



1/2" Solenoid Valve **3/4" Solenoid Valve**

No. 5648513 / 6251629

No. 5648511 / 6251649

The Solenoid Valve is a security product from CTM Lyng AS.


The valve controls the water supply for a dwelling, individual rooms and relevant consumer electronics/appliances.

The system is flexible, and can be expanded to accommodate different needs and security levels.

The valve can be controlled with:


Valve Driver

No. 5648522 / 6254372



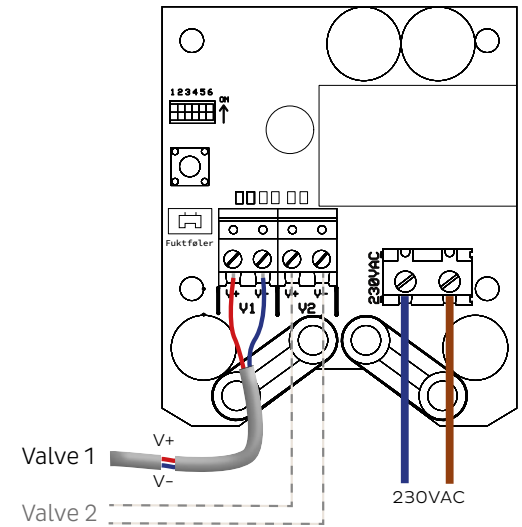
Valve Driver with power adapter

No. 5648523 / 6254371



- The arrow on the valve indicates the direction of the water.
- It is supplied open.
- It is controlled with a 12 VDC pulse.
- The valve remains in the position in which it has been set until it receives a pulse with the opposite polarity.
- The valve does not change position if it is disconnected from the valve driver.
- Its position in the event of a power failure can be set on the valve driver, see instructions for valve driver.

TIP: Program all the units in a system before mounting. This will make it easier to test the equipment.



See instructions for valve driver for detailed information.

